

Bay County



Rabbit Project Record Book

Ages 12 to 14 Years

Check one or more Project areas

____ Pet

____ Breeding

____ Market

Name: _____

4-H Club: _____

4-H Leader: _____


Age (as of 1/1): _____ Years in Rabbit Project: _____

Record Started: _____ Record Closed: _____
Month/Day/Year *Month/Day/Year*

MICHIGAN STATE
UNIVERSITY
EXTENSION

Michigan State University Extension programs and materials are open to all without regard to race, color, national origin, gender, gender identity, religion, age, height, weight, disability, political beliefs, sexual orientation, marital status, family status or veteran status.

Why Keep Records?



- Members learn more about their project animals - costs, feed, health and management skills.
- Documents activities and progress in the project.
- Improves management and production practices.
- Helps plan future projects.

Keep this record as part of your Personal 4-H Records.
This information is helpful in applying for 4-H awards and scholarships.
Remember - records are no better than what YOU put into them!

Leader's Comments:

Rabbit Leader's Signature: _____

Extra Credit for my Rabbit Project?

An outstanding 4-H project record is one that goes above and beyond what is expected. Be creative!

- A completed record book should have a beginning and final photograph. You are encouraged to be in the photo with your project animal(s) and to include more photographs. Include captions. You may use additional pages.
- Write a report on a related topic of at least one page:
Proper Care and Nutrition; Selection; Animal Science; Safe Management Practices or Diagram of Farm Set-up; Veterinary Science; Food Products (such as sample "healthy" recipes); Judging, etc.

**Bay County MSU Extension
515 Center Avenue
Suite 301
Bay City, MI 48708
(989) 895-4026**

Objectives of the 4-H Rabbit Project



1. To gain knowledge and skills in managing and caring for rabbits.
2. To learn to select quality rabbits and how to feed them balanced rations.
3. To maintain management records to base decisions on regarding feed, production and breeding of rabbits.
4. To participate in group activities within the club and to assume responsibility in the 4-H Club rabbit program.
5. To gain satisfaction from completing a project to the best of your ability.
6. To let members experience and cope with the values and attitudes of responsibility, in a relatively unsupervised environment. The supervision will be on a periodic basis.
7. To let the member contribute to the family table with rabbit meat, or to experience the marketing process and system in disposal of the product.
8. To let the member experience competing through showing rabbits at local, area and state 4-H rabbit shows.

4-H Rabbit Project Guidelines

1. Members should enroll in the fall, even though they may not yet have animals. This will enable members to be well prepared to receive their animals.
2. Project records must be started and kept until the end of the project year. The latest date for starting records and for ownership of project animals is May 1 of the current 4-H year, with the exception of market pen does, these need to be owned and started on April 1st.
3. Members are encouraged to exhibit their animals at least once during the project year, such as the county fair, area rabbit shows and the state 4-H rabbit show.



4-H Rabbit Project Showmanship

1. All members are strongly encouraged to participate in the showmanship division of the 4-H Rabbit Project.
2. Exhibitors to be appropriately and neatly groomed/dressed in a long sleeved white shirt or lab coat , dark and clean pants, and closed toed shoes.

Members Achievement Summary

Name: _____ Age (as of 1/1): _____

Club Name: _____

This page is completed using ALL your current 4-H project animals.

1. In my 4-H project I started with: During the current year I added:

_____ doe(s)

_____ doe(s)

_____ buck(s)

_____ buck(s)

_____ kindled litters



2. Number of meetings held: _____.

Number I attended: _____.


3. I gave _____ project talks or demonstrations. Topics were:

4. Number of fairs, shows or rabbit related activities I attended: _____.

List: _____



Complete Show Record



Ear # or Name of Animal	Date of Show	Location of Show	Type of Show	Class Entered	# In Class	# In Class or Award


Project Inventory and Expense Record

List rabbits and any equipment used in this project. Include the cost or value of rabbits and equipment purchased this project year, including feed to-date.

Date	Item	Cost or value of member owned rabbits, equipment, feed, etc.

Date: _____ Total spent on projects during current year \$ _____.

Housing



1. Explain in detail the type of housing, watering system and feeder you use.


Advantages: _____

Disadvantages: _____

2. What do you do to overcome the disadvantages? _____

3. Are there any changes you make for weather conditions and why? _____

Feeding



1. What kind of food do you use? _____

List all of the nutrients: _____

2. What percentage of protein does your brand of food have?

3. Do you feed your rabbit(s) anything other than pellets? What and Why?

4. How often do you feed your rabbit(s)? _____

Why? _____

5. Do you feed your rabbit(s) at a specific time each day? _____ Yes _____ No

Why? _____

Feeding
(continued)


6. How do you store your feed? _____

7. Attach your feed slip here.

Attach Feed Slip Here



Rabbit Health



When answering these, BE SPECIFIC and use examples. You may attach an extra page if needed.

- 1. Describe one common condition among rabbits and how to treat this problem. List your resources.

- 2. Describe any health problems your rabbit(s) have had and what you did about it. List your resources.

Standard of Perfection

Complete the Standard of Perfection using any ONE of your current project animal(s).

My breed of rabbit is: _____

1. Schedule of Points:

General Type	_____	Markings	_____
Body	_____	_____	_____
Hindquarters	_____	_____	_____
Midsection	_____	_____	_____
Shoulders	_____	_____	_____
_____	_____	_____	_____
_____	_____	_____	_____
_____	_____	_____	_____
_____	_____	Wool	_____
Color	_____	Density	_____
_____	_____	Texture	_____
_____	_____	Length	_____
_____	_____	Ticking	_____
_____	_____	Silvering	_____
Condition	_____		
Fur	_____	Total Points = 100	
Sheen	_____		



Standard of Perfection
(continued)



2. Where are most of the points concentrated in your breed of rabbit?

Why? _____

3. What is the IDEAL weight of a SENIOR BUCK for your breed of rabbit?

4. What is the IDEAL weight of a SENIOR DOE for your breed of rabbit?

5. List some disqualifications or faults associated with your breed of rabbit:

6. How many varieties are there for your breed of rabbit? _____

List them: _____

Pedigree

Complete this Pedigree using any ONE of your current project animal(s). Pedigree should be of your rabbit. DO NOT attach the original pedigree. The fairboard and/or rabbit superintendent CANNOT be responsible for the Rabbit Record Books while on display (and possible subsequent loss of your pedigree record.) **Please fill in as much as possible.**

A.R.B.A. Rabbit Pedigree

EAR No. _____

SOLD TO

NAME _____

ADDRESS _____

CITY _____ STATE _____ ZIP _____

DATE SOLD _____

BREED _____

SEX _____

BORN _____

SIRE _____

Ear No. _____

Color _____

Reg. No. _____

Wt. _____ G.C. No. _____

Winnings: _____

Grand SIRE _____

Ear No. _____

Color _____

Reg. No. _____

Wt. _____ G.C. No. _____

Winnings: _____

Grand DAM _____

Ear No. _____

Color _____

Reg. No. _____

Wt. _____ G.C. No. _____

Winnings: _____

G.G. SIRE _____

Ear No. _____

Color _____

Reg. No. _____

Wt. _____ G.C. No. _____

G.G. DAM _____

Ear No. _____

Color _____

Reg. No. _____

Wt. _____ G.C. No. _____

G.G. SIRE _____

Ear No. _____

Color _____

Reg. No. _____

Wt. _____ G.C. No. _____

G.G. DAM _____

Ear No. _____

Color _____

Reg. No. _____

Wt. _____ G.C. No. _____

G.G. SIRE _____

Ear No. _____

Color _____

Reg. No. _____

Wt. _____ G.C. No. _____

G.G. DAM _____

Ear No. _____

Color _____

Reg. No. _____

Wt. _____ G.C. No. _____

G.G. SIRE _____

Ear No. _____

Color _____

Reg. No. _____

Wt. _____ G.C. No. _____

G.G. DAM _____

Ear No. _____

Color _____

Reg. No. _____

Wt. _____ G.C. No. _____

NAME _____

Reg. No. _____

Color _____

Weight _____

Grand Champ. No. _____

Winnings: _____

DAM _____

Ear No. _____

Color _____

Reg. No. _____

Wt. _____ G.C. No. _____

Winnings: _____

Grand SIRE _____

Ear No. _____

Color _____

Reg. No. _____

Wt. _____ G.C. No. _____

Winnings: _____

Grand DAM _____

Ear No. _____

Color _____

Reg. No. _____

Wt. _____ G.C. No. _____

Winnings: _____

I hereby certify that this pedigree is correct to the best of my knowledge and belief.

NAME _____

ADDRESS _____

CITY _____ STATE _____ ZIP _____



Market Rabbit Project

1. Complete the breeding records below to show breeding of your project animal(s):
2. For breeding, take the _____ to the _____ hutch for service.

Hutch Number: _____ Doe Number and Name: _____

Breed: _____ Born: _____ Sire No.: _____ Dam No.: _____

Served By	Date Bred	Date Tested	Date Kindled	Number Kindled	Bucks	Does	Remarks

Hutch Number: _____ Doe Number and Name: _____

Breed: _____ Born: _____ Sire No.: _____ Dam No.: _____

Served By	Date Bred	Date Tested	Date Kindled	Number Kindled	Bucks	Does	Remarks

Hutch Number: _____ Doe Number and Name: _____

Breed: _____ Born: _____ Sire No.: _____ Dam No.: _____

Served By	Date Bred	Date Tested	Date Kindled	Number Kindled	Bucks	Does	Remarks

Why? _____

3. The gestation period for rabbits is about _____ days.
4. The birth of rabbits is called: _____.
5. What were some breeding problems or other interesting experiences you have had during this year's projects?





Doe Ear # _____ (use one sheet per Doe—More sheets may be added if doe had more than 6 kits.)

Kit # _____ Ear # _____ If Expired Date _____

Week #4	_____ lbs.	_____ OZ	Week #8	_____ lbs.	_____ OZ
Week #5	_____ lbs.	_____ OZ	Week #9	_____ lbs.	_____ OZ
Week #6	_____ lbs.	_____ OZ	Week #10	_____ lbs.	_____ OZ
Week #7	_____ lbs.	_____ OZ			

Kit # _____ Ear # _____ If Expired Date _____

Week #4	_____ lbs.	_____ OZ	Week #8	_____ lbs.	_____ OZ
Week #5	_____ lbs.	_____ OZ	Week #9	_____ lbs.	_____ OZ
Week #6	_____ lbs.	_____ OZ	Week #10	_____ lbs.	_____ OZ
Week #7	_____ lbs.	_____ OZ			

Kit # _____ Ear # _____ If Expired Date _____

Week #4	_____ lbs.	_____ OZ	Week #8	_____ lbs.	_____ OZ
Week #5	_____ lbs.	_____ OZ	Week #9	_____ lbs.	_____ OZ
Week #6	_____ lbs.	_____ OZ	Week #10	_____ lbs.	_____ OZ
Week #7	_____ lbs.	_____ OZ			

Kit # _____ Ear # _____ If Expired Date _____

Week #4	_____ lbs.	_____ OZ	Week #8	_____ lbs.	_____ OZ
Week #5	_____ lbs.	_____ OZ	Week #9	_____ lbs.	_____ OZ
Week #6	_____ lbs.	_____ OZ	Week #10	_____ lbs.	_____ OZ
Week #7	_____ lbs.	_____ OZ			


Kit # _____ Ear # _____ If Expired Date _____

Week #4	_____ lbs.	_____ OZ	Week #8	_____ lbs.	_____ OZ
Week #5	_____ lbs.	_____ OZ	Week #9	_____ lbs.	_____ OZ
Week #6	_____ lbs.	_____ OZ	Week #10	_____ lbs.	_____ OZ
Week #7	_____ lbs.	_____ OZ			

Kit # _____ Ear # _____ If Expired Date _____

Week #4	_____ lbs.	_____ OZ	Week #8	_____ lbs.	_____ OZ
Week #5	_____ lbs.	_____ OZ	Week #9	_____ lbs.	_____ OZ
Week #6	_____ lbs.	_____ OZ	Week #10	_____ lbs.	_____ OZ
Week #7	_____ lbs.	_____ OZ			

Project Story



When answering these questions, BE SPECIFIC and use examples.
You may attach an extra page if needed.


1. What did you learn NEW this year? _____

2. What was the most fun? _____

3. If you were to do this project again, is there anything you would change or do differently?

Why? _____

4. What resources did you use to prepare your project? (books, magazines, videos, people you talked to, etc.)



A photo of your rabbit project or market pen is to be attached to this page. Additional picture pages may be added. Be creative!

My 4-H Rabbit Project Record Book Score Sheet

4-H Member: _____

4-H Club: _____

Page		Possible Points	Your Points
1	COVER SHEET All information is neat and complete.	5	
2	WHY KEEP RECORDS Leader signed book.	5	
4-5	MEMBER ACHIEVEMENT RECORD All information is neat and complete. All questions are answered.	10	
6-7	PROJECT INVENTORY AND EXPENSE RECORD Information complete.	10	
8-10	HOUSING AND FEEDING Information complete.	10	
11	RABBIT HEALTH	10	
12-13	STANDARD OF PERFECTION	10	
14	PEDIGREE	10	
15-16	BREEDING <u>OR</u> 1 PAGE STORY (attach)	10	
16-17 <u>OR</u> 18	MARKET RECORDS/WEIGHT RECORD <i>Required for Market Rabbit Project Animals</i> <u>OR</u> PROJECT STORY QUESTIONS	10	
19	PROJECT PHOTOGRAPHS	10	
TOTAL Points A: 70 - 100, B: 60 - 69, C: 10 - 59			